




















Weekly Overview: Year R Ms Wetherell



Week Beginning 8th February 2021



Activity	Monday	Tuesday	Wednesday	Thursday	Friday
Morning Check in /Registration 9:05 – 9:15am	LIVE Check in and registration  (See invite in your Teams calendar).	LIVE Check in and registration  (See invite in your Teams calendar)	LIVE Check in and registration  (See invite in your Teams calendar)	LIVE Check in and registration  (See invite in your Teams calendar)	LIVE Check in and registration  (See invite in your Teams calendar)
Reading 9:15 – 9:30	Reading Log in to your Oxford Owl account and read the following book: Tiger's Family	Reading Log in to your Oxford Owl account and read the following book: Big, Bad Bug	Reading Log in to your Oxford Owl account and read the following book: The Dragon Balloon	Reading Log in to your Oxford Owl account and read the following book: RWI Storybook 2 - Stop!	Reading Log in to your Oxford Owl account and read the following book: Sun Hat Fun
Maths 9:35 -9:45am 9:45-10:15am	Live Maths Input  (See Invite in Teams Calendar) LO – To read and write numbers to 10. To compare weight. You might like to use the following resources to help with today's maths lesson: Weight PPT	Live Maths Input  (See Invite in Teams Calendar) LO – To recognise numbers to 12. LO – To compare weight. You might like to use the following resources to help with today's maths lesson: Weight 2 PPT	Pre-recorded maths  (See Assignments) LO – To order numbers to 12. LO – To measure capacity. You might like to use the following resources to help with today's maths lesson: Capacity 1 PPT	Live Maths Input  (See Invite in Teams Calendar) LO – To recognise numbers to 12. LO – To compare capacity. You might like to use the following resources to help with today's maths lesson: Capacity 2 PPT	Live Maths Input  (See Invite in Teams Calendar) LO – To recognise and compare amounts to 10. LO – To compare capacity. You might like to use the following resources to help with today's maths lesson: Monster Milkshake PPT

10.15-11.00am	Child – Initiated Learning (Free Play)	Child – Initiated Learning (Free Play)	Child – Initiated Learning (Free Play)	Child – Initiated Learning (Free Play)	Child – Initiated Learning (Free Play)
English 11:00 – 11:15am	Live Phonics Input (See Invite in Teams Calendar) 	Live Phonics Input (See Invite in Teams Calendar) 	Pre-recorded phonics (See Assignments) 	Live Phonics Input (See Invite in Teams Calendar) 	Live Writing Input (See Invite in Teams Calendar) 
11.15-11:45am	LO – To spell the phoneme ur and how to read and write it. You might like to use the following resources to help with today's maths phonics lesson: ur PPT	LO – To spell the phoneme ow and how to read and write it. You might like to use the following resources to help with today's phonics lesson: ow PPT	LO – To spell the phoneme oi and how to read and write it. You might like to use the following resources to help with today's phonics lesson: oi PPT	LO – To spell the tricky words: you, this, that . You might like to use the following resources to help with today's phonics lesson: Tricky words PPT	LO - To read and write captions. You might like to use the following resources to help with today's phonics lesson: Captions PPT
11:45-1.00pm	Lunchtime	Lunchtime	Lunchtime	Lunchtime	Lunchtime
Mental Maths 1:00pm – 1:15pm	Mental Maths Login to Numbots and play the game.	Mental Maths Follow the link to play the Addition to 10 game.	Mental Maths Login to Numbots and play the game.	Mental Maths Follow the link to play the 'more and less' game. Bud's Number Garden	Mental Maths Login to Numbots and play the game.

<p>Foundation Subjects</p> <p>1.15-1:45pm</p>	<p>Pre-Recorded Lesson UTW – People and Communities</p>  <p>LO - To know about similarities and differences between themselves and others, and among families, communities and traditions.</p> <p>Login to Teams to watch today's video to listen to the story of The Great Race which tells us how the Chinese New Year Zodiac began.</p> <p><u>If you are unable to login you can also watch the video here:</u> Chinese New Year Story</p>	<p>PE</p> <p>LO – To experiment with different ways of moving.</p> <p>Login to www.imoves.com using the following details: Class ID: 66130 Password: one</p> <p>Take part in the Chinese New Year activity.</p> <p>You can also take part in this fun PE lesson with Justin which is all about Chinese New Year.</p> <p>Computing</p> <p>LO – To know how to stay safe online.</p> <p>Today is Safer Internet Day and now more than ever it is important for us to know how to stay safe when we're using the internet.</p> <p>Watch Smartie the Penguin's story to find out how you can stay safe online.</p>	<p>Pre-Recorded Lesson UTW - Science based</p>  <p>LO – To make observations of animals.</p> <p>Login to Teams to watch today's video all about the animals of the Chinese Zodiac.</p> <p><u>If you are unable to login you can also watch the video here:</u> Chinese Zodiac animals</p> <p>Art</p> <p>LO – To choose particular colours to use for a particular purpose. To combine different media to create new effects.</p> <p>Look at the PowerPoint to help you design your own Chinese New Year Dragon Mask.</p>	<p>1.15-1:45pm Music</p> <p>LO – To develop an understanding of pitch.</p> <p>Follow this lovely music lesson which follows on from last week's lesson. Jack and the Beanstalk Music Part 2</p> <p>RE</p> <p>LI – To know the story of Our Lady of Lourdes.</p> <p>Today is a very special day for our school, as we celebrate the Feast Day of Our Lady of Lourdes. Follow this link to watch the story and learn all about Our Lady and her appearance at Lourdes.</p> <p>Use the PowerPoint to help you draw or paint your own picture of Our Lady.</p>	<p>PSHE Feel Good Friday</p> <p>Screen Free Wellbeing Activities</p> <p>Choose an activity from the PSHE grid to complete.</p> <p>Remember to send me any photographs of your activities.</p>
--	--	---	---	---	--

Break Time	1.45-2.45pm Break Time Child – Initiated Learning (Free Play)	1.45-2.45pm Break Time Child – Initiated Learning (Free Play)	1.45-2.45pm Break Time Child – Initiated Learning (Free Play)	1.45-2.45pm Break Time Child – Initiated Learning (Free Play)	
Afternoon Check in	2.45-3pm Live Story Time and Prayers  Login to Teams for today's story: The Snowball If you are unable to login you can read the story here: Afterwards answer the question that you were asked at the end of the story.	2.45-3pm Check in and Prayers  Login to Teams for today's end of the day check in. You will need a pencil and paper to play today's "Who am I?" game.	2.45-3pm Live Story Time and Prayers  Join us live for today's story: Peppa Pig's Chinese New Year If you are unable to login you can read the story here: Afterwards answer the question that you were asked at the end of the story.	2.45-3pm Check in and Prayers  Login to Teams for today's end of the day check in. Get yourself ready for today's Scavenger Hunt.	