


















Weekly Overview: Year 1 Miss Jewitt

Week Overview 22nd February 2021



Activity	Monday	Tuesday	Wednesday	Thursday	Friday
Morning Check in /Registration	Morning Check in and registration LIVE 9:05-9.15am  (See invite in your Teams calendar)	Morning Check in and registration LIVE 9:05-9.15am  (See invite in your Teams calendar)	Morning Check in and registration LIVE 9:05-9.15am  (See invite in your Teams calendar)	Morning Check in and registration LIVE 9:05-9.15am  (See invite in your Teams calendar)	Morning Check in and registration LIVE 9:05-9.15am  (See invite in your Teams calendar)
Reading	Reading Log in to your Oxford Owl account and choose a story to read – choose one that is the same level as your school reading book. Oxford Owl e-books Independent Learning 9:15 – 9:30 Play online activity 1 and 2.	Reading Log in to your Oxford Owl account and read or listen to the following story about plants: Plants for Dinner Independent Learning 9:15 – 9:30 Retell the story to your family. Play online activity 1 and 2.	Reading Log in to your Oxford Owl account and choose a story to read – choose one that is the same level as your school reading book. Oxford Owl e-books Independent Learning 9:15 – 9:30 Play online activity 1 and 2.	Reading Log in to your Oxford Owl account and read or listen to the following story about plants: The Stinky Plant Independent Learning 9:15 – 9:30 Retell the story to your family. Play online activity 1 and 2.	Reading Log in to your Oxford Owl account and choose a story to read – choose one that is the same level as your school reading book. Oxford Owl e-books Independent Learning 9:15 – 9:30 Play online activity 1 and 2.
Maths	Live Maths Input  9:35 - 9:45am Learning Objective: To count within 50 by making tens. (See invite in your Teams calendar)	Live Maths Input  9:35 - 9:45am Learning Objective: To count forwards and backwards within	Live Maths Input  9:35 - 9:45am Learning Objective: To count forwards and backwards (within	Live Maths Input  9:35 - 9:45am Learning Objective: To count in tens and ones. (See invite in your Teams calendar)	Live Maths Input  9:35 - 9:45am Learning Objective: To count in tens and ones. (See invite in your Teams calendar)

	<p>9:45am-10:30am Learning Objective Independent Maths</p> <p>Task: Make a given number (to 50) by using tens and ones. <i>(see Teams online session: Make 35, 41, 15, 26, 28, 49)</i></p>	<p>50 from a given number. <i>(See invite in your Teams calendar)</i></p> <p>9:45am-10:30am Learning Objective Independent Maths</p> <p>Task: To count on and back from a given number (up to 50). <i>(see resources)</i></p>	<p>50) from a given number. <i>(See invite in your Teams calendar)</i></p> <p>9:45am-10:30am Learning Objective Independent Maths</p> <p>Task: What number comes before.../ after.../between...?(Up to 50) <i>(see resources)</i></p>	<p>9:45am-10:30am Learning Objective Independent Maths</p> <p>Task: Counting in tens and ones to find the total (up to 50). <i>(see resources)</i></p>	<p>9:45am-10:30am Learning Objective Independent Maths</p> <p>Task: Look carefully and find the total counting in ten and ones. <i>(see resources)</i></p>
Break Time	10.30-11.00am Break Time	10.30-11.00am Break Time	10.30-11.00am Break Time	10.30-11.00am Break Time	10.30-11.00am Break Time
English	<p>Live Phonics Input 11:00 -11.15am Learning Objective To be able to recognise and use the correct spelling of 'ue'. Task: Word Activity- Sort the fake words and the real words.</p> <p> <i>(See invite in your Teams calendar)</i></p> <p>11.15 - 11:45am Independent English Work Word Activity: Sort the 'ue' and 'oo' words.</p>	<p>Live Phonics Input 11:00 -11.15am Learning Objective To be able to recognise and use the correct spelling of "ue". Task: Sentence Activity- Can you order the sentences so that they make sense?</p> <p> <i>(See invite in your Teams calendar)</i></p> <p>11.15 - 11:45am Independent English Work Learning Objective: To</p>	<p>Live Phonics Input 11:00 -11.15am Learning Objective To be able to recognise and use the correct spelling of 'ew'. Task: Reading Activity- Can you answer the Yes/No questions?</p> <p> <i>(See invite in your Teams calendar)</i></p> <p>11.15 - 11:45am Independent English Work Learning Objective: To read</p>	<p>Live Phonics Input 11:00 -11.15am Learning Objective To recap all of our Phonics sounds so far. Task: Word Activity- Can you read the tricky words?</p> <p> <i>(See invite in your Teams calendar)</i></p> <p>11.15 - 11:45am Independent English Work Learning Objective</p>	<p>Live Phonics Input 11:00 -11.15am Learning Objective To be able to recognise and use the correct spelling of 'ew'. Task: Word Activity- Sort the fake words and the real words.</p> <p> <i>(See invite in your Teams calendar)</i></p> <p>11.15 - 11:45am Independent English Work Learning Objective Word Activity: Sort the 'ew'</p>

	<p>Sentence activity: Read the sentences and fill in the missing 'ue' or 'oo' words. (You do not have to print the page – just copy the words into your book).</p> <p>Monday ue oo work</p>	<p>sequence and write a set of instructions.</p> <p>Task 1: Read the instructions on How to Brush your Teeth with your family. Use your phonics to sound out the words.</p> <p>Sequence these 6 Pictures of How to Brush your Teeth.</p> <p>Write the instructions in your books – remember to use words such as <i>first...</i>, <i>then...</i>, <i>next...</i>, <i>after that ...</i> <i>finally...</i></p>	<p>and sequence a set of instructions.</p> <p>Read the mixed up Pancake Instructions and put in order.</p>	<p>To sequence and write a set of instructions.</p> <p>Think about 'How to make a jam sandwich'.</p> <p>Talk about how you would do this with your family. Write a set of instructions and draw a picture to go with each instruction sentence.</p> <p>Follow your instructions and make a jam sandwich</p> <p><i>(please use another filling if you do not like jam – e.g. cheese, ham etc)</i></p>	<p>'oo' words.</p> <p>Sentence activity: Read the sentences and fill in the missing 'ew' words. (<i>You do not have to print the page – just copy the words into your book</i>).</p> <p>Friday's 'ew' Phonics</p>
Lunchtime	11:45-1.15pm	11:45-1.15pm	11:45-1.15pm	11:45-1.15pm	11:45-1.15pm
Mental Maths	<p>Mental Maths 1:15pm – 1:30pm (Independent) Numbots</p>	<p>Mental Maths 1:15pm – 1:30pm (Independent) Topmarks- subtraction</p>	<p>Mental Maths 1:15pm – 1:30pm (Independent) Numbots</p>	<p>Mental Maths 1:15pm – 1:30pm (Independent) Topmarks- subtraction</p>	<p>Mental Maths 1:15pm – 1:30pm (Independent) Numbots</p>
Foundation Subjects	<p>1.30-2:30pm</p> <p>RE Learning Objective To learn about Lent</p> <p>Task 1: What is Lent? <i>Lent is a special time for Christians because they are getting</i></p>	<p>1.30-2:30pm</p> <p>Art Learning Objective To record from first hand observation</p>	<p>1.30-2:30pm</p> <p>Science Learning Objective To know the difference between deciduous and evergreen trees.</p>	<p>1.30-2:30pm</p> <p>PSHE Think about your instructions from Tuesday about how to brush your teeth. Why is it important to brush your teeth properly?</p> <p>Task 1: Can you think of any other</p>	<p>Feel Good Friday</p> <p>Screen Free Wellbeing Activities</p> <p>Choose an activity from</p>

	<p><i>ready/ preparing for Easter. During Lent people who love Jesus try to something extra special each day to try and become the best that they can be ready for Easter. Lent starts on Ash Wednesday =</i></p> <p>Task 2: Make a Lenten promise – think what could you do extra each day to make you the best that you can be ready for Easter? <i>e.g. help my mam/dad by... ; help my brother/sister by... ; say an extra prayer; always remember to say please and thank you etc.</i></p> <p>In your book write: My Lenten promise. During Lent I am going to try to ... Draw a picture of your promise.</p> <p style="text-align: center;">Geography Learning Objective: To make a map of your street.</p> <p>Task 1: Look at the street that you live on. What key features can you see?</p>	<p>Look carefully at this picture made by the artist Andy Goldsworthy.</p> <p>Discuss: How do you think he made it? Make a list of all the materials you can see that he used in his picture. Where do you think that he got the materials from to make his picture?</p> <p>Extra: <i>Can you make a picture using natural materials like Andy Goldsworthy?</i></p> <p style="text-align: center;">PE Learning Objective Learn the alphabet while keeping fit</p> <p style="text-align: center;">Alphabet Fitness</p> <p>Learn exercises that begin with each letter of the alphabet, while also learning the phonic sounds. See if you can do all the movements! You can do these exercises indoors or outdoors.</p>	<p>This week we will be learning about different types of trees. Complete the quiz and watch the lesson below:</p> <p style="text-align: center;">Tree Quiz</p> <p>Complete this activity:</p> <p style="text-align: center;">Activity</p> <p style="text-align: center;">ICT Learning Objective</p> <p>To become acquainted with the layout of the keyboard.</p> <p>Task 1: Look at the layout of the letter keys on your laptop/tablet/phone/pc. What do you notice about the letter order?</p> <p>Task 2: Play this fun game BBC Bitesize Dance Mat that will help you learn the letter order.</p>	<p>ways we could look after our bodies to keep them healthy? <i>e.g washing hands, eating healthy food, drinking water, having a shower or a bath, exercising etc.</i></p> <p>Task 2: Make a poster about how we can keep our bodies healthy.</p> <p style="text-align: center;">Music Learning Objective: This half term we will be listening to lots of Bossa Nova Latin style songs.</p> <p>Task 1: Listen to this song called ‘Livin’ la vida loca’ by Ricky Martin. It was so popular that it was in the Shrek films! Shrek Livin' la vida loca</p> <p style="text-align: center;">Questions: <i>Do you like this music?</i> <i>How does this music make you feel?</i> <i>Does this music make you want to do anything?</i></p>	<p style="text-align: center;">the grid.</p>
--	---	--	--	---	--

	<p><i>e.g. postbox, lamp post, shop, other houses, field, road, road sign, bin etc</i></p> <p>Task 2: Draw a map of your street using basic shapes and label the key features.</p>				
Break Time	2:30-2.45pm Break Time	2:30-2.45pm Break Time	2:30-2.45pm Break Time	2:30-2.45pm Break Time	
Afternoon Check in	<p>2.30-2:45pm Live Story Time</p> 	<p>Enjoy listening to this plant story by Eric Carle The Tiny Seed</p>	<p>2.30-2:45pm Live Story Time</p> 	<p>2.30-2:45pm Live Story Time</p> 	