








Our Lady of Lourdes RC Primary School

...let your light shine!

## Year One Phonics Planning—WB 25.1.21



### Weekly Focus: Phase 5 sound 'ie' + recap phase 3 sound 'igh'

	Activity
Mon	<p>Recap all Phase 2 and Phase 3 sounds. (see link in General Resources)</p> <p>Today lets focus on 'ie' and 'igh' Remember our actions and phrases that help us remember our sounds:</p> <div style="display: flex; justify-content: space-around; align-items: center;"> <div style="text-align: center;"> <p>ie</p>  <p>"ie – tie your tie"</p> </div> <div style="text-align: center;"> <p>igh</p>  <p>"igh – bright light in the night"</p> </div> </div> <p><b>Word activity 1:</b> Ask a grown up to read these words to you write them down then check your spellings. sight pie fright lie bright tie</p> <p><b>Word activity 2:</b> Play Dragons Den <a href="https://www.phonicsplay.co.uk/resources/phase/5/dragons-den">https://www.phonicsplay.co.uk/resources/phase/5/dragons-den</a> Click on Phase 5 then </p>
Tues	<p><b>Word activity 1:</b> Log into your Teams account and watch the 26.1.21 Phonics video.</p> <p>Join in with me (Miss Jewitt) as we read and write the 'ie' and 'igh' words together!</p>
Wed	<p>Recap all Phase 2 and Phase 3 sounds. (see link in General Resources)</p> <p><b>Sentence activity:</b> Read the sentences (underneath on page 2) and fill in the missing 'ie' or 'igh' words. Good Luck Year One! (You do not have to print the page – just copy the words into your work book)</p>
Thurs	<p>Recap all Phase 2 and Phase 3 sounds. (see link in General Resources)</p> <p><b>Reading activity:</b> Read the text (underneath on page 3) and answer the questions in your work book. Good Luck Year One! (You do not have to print the pages – just copy the words into your work book)</p>
Fri	<p>Recap all Phase 2 and Phase 3 sounds. (see link in General Resources)</p> <p><b>Reading activity 1:</b> Play the Picnic on Pluto game: <a href="https://www.phonicsplay.co.uk/resources/phase/5/picnic-on-pluto">https://www.phonicsplay.co.uk/resources/phase/5/picnic-on-pluto</a> Click on  </p>

Wednesday

Can you fit these words into the sentences below: **bright**    **right**    **lie**    **pie**    **tie**    **night**

1) An apple \_\_\_\_\_ has apples in it.

2) When Pinocchio told a \_\_\_\_\_ his nose grew very long.

3) I have a left hand and a \_\_\_\_\_ hand.

4) The stars in the sky are very \_\_\_\_\_ .

5) The man put on his \_\_\_\_\_ .

6) I go to sleep in the \_\_\_\_\_ time.

Thursday: Read this text or the one underneath - or - both!

## The Twins

Stan and Fran are twins in my class. Fran likes to float in the pool but Stan likes to jump in with a splash.

Stan is a good cook but Fran is good at sport. She is the best at the high jump in my class.

They like to swing in the treetops at the park.



## Read Together Quick Questions



1. What is Fran good at? Tick one.

- splash
- sport
- swing



2. Stan and Fran are twins but they are different. How are they different?

\_\_\_\_\_



3. Which word describes how Stan likes to get into the pool? Tick one.

- float
- slip
- jump



4. Use 20 words or fewer to sum up the twins.

\_\_\_\_\_

\_\_\_\_\_

## The Whoopsit

The whoopsit has nine claws on his big paws. His fur is black and brown. He lurks in a dark cave at the top of a hill.

The cave is so high up that it is near the clouds. He sings a tune all day long in the summer. He likes to shout and moan in the winter.

We saw his footprints in the mud near the river. Some people are afraid of the whoopsit but I am not. I hope that I can meet him and we can play games all day long.



## Read Together Quick Questions



1. Where does the whoopsit live?

---



2. Do you think that the whoopsit is happier in the summer or in the winter?

---



3. Find and copy one word that describes how some people feel about the whoopsit.

---



4. What do you think that the child and the whoopsit might play if they met?

---

---

---