








Our Lady of Lourdes RC Primary School

...let your light shine!

Year One Phonics Planning—WB 11.1.21



Weekly Focus: Phase 5 sound 'oy'

	Activity
Mon	<p>Recap all Phase 2 and Phase 3 sounds. (see link in General Resources)</p> <p>Today lets focus on 'oy' and 'oi' Remember our actions and phrases that help us remember our sounds:</p> <div style="display: flex; justify-content: space-around; align-items: center;"> <div style="text-align: center;"> <p>oy</p>  <p>"oy – toy for the boy"</p> </div> <div style="text-align: center;"> <p>oi</p>  <p>"oi – coin in the soil"</p> </div> </div> <p>Word activity 1: Ask a grown up to read these words to you write them down then check your spellings. boy coin toy annoy boil enjoy</p> <p>Word activity 2: Play Dragons Den https://www.phonicsplay.co.uk/resources/phase/5/dragons-den Click on </p>
Tues	<p>Word activity 1: Write a sentence to go with each word from yesterday: boy coin toy annoy boil enjoy e.g I found a gold coin in my pocket and I went to the shop with my mam.</p> <p>Word activity 2: Play the Picnic on Pluto game: https://www.phonicsplay.co.uk/resources/phase/5/picnic-on-pluto Click on  </p>
Wed	<p>Recap all Phase 2 and Phase 3 sounds. (see link in General Resources)</p> <p>Sentence activity: Read the sentences (underneath on page 2) and fill in the missing words. Good Luck Year One! (You do not have to print the page – just copy the words into your work book)</p>
Thurs	<p>Recap all Phase 2 and Phase 3 sounds. (see link in General Resources)</p> <p>Reading activity: Read the text (underneath on page 3) and answer the questions in your work book. Good Luck Year One! (You do not have to print the pages – just copy the words into your work book)</p>
Fri	<p>Recap all Phase 2 and Phase 3 sounds. (see link in General Resources)</p> <p>Reading activity: https://www.phonicsbloom.com/uk/game/yes-no-yeti?phase=3 Read and answer the questions – Yes or No. If you found that easy try this one with the phase 5 sounds in the sentences: https://www.phonicsbloom.com/uk/game/yes-no-yeti?phase=5</p>

Tuesday

Can you fit these words into the sentences below: **royal** **boils** **coin** **soil** **enjoy** **toys**

- 1) I like to play with all my _____ .
- 2) I always _____ watching my favourite tv programme.
- 3) The _____ is very hard because it has been icy .
- 4) My dad _____ the kettle when he wants to drink a cup of tea.
- 5) I have lots of _____ in my piggy bank.
- 6) The queen is the leader of the _____ family.

Wednesday: Read this text or the one underneath - or - both!

The Big Dig

Pam and Fin dug in the mud.


Pam dug up a map.

Fin dug up a big pot.

Pam dug up a red peg.

Pam and Fin dug up a big log.

Fin did not pick up the log.



Read Together Quick Questions



1. Who is digging with Pam? Tick one.

Bug

Sam

Fin



2. What did Pam dig up first? Tick one.

a rag

a big log

a map



3. Which word is used to tell us what the log was like? Tick one.

red

mud

big



4. Why do you think that Fin did not pick up the log? Tick one.

The log was too big.

The log was too muddy.

The log was too small.

On the River

An owl and a cat set sail in a boat down the river.

They sat on a rock to look for fish.

The sun was hot.

The cat had a rod and the owl sang a song.

The cat had lots of fish to reel in.

The cat had six big fish for dinner.



Read Together Quick Questions



1. Which of these 'ee' words is in the text?

Tick one.

reel

leek

feel



2. Where does the story start? Tick one.

in a boat

on the rocks

at dinner



3. How many fish does the cat catch? Tick one.

ten

six

sixteen



4. How do you think the cat feels about eating six big fish for dinner?
