












Weekly Overview: Year 2 Miss Harker

Week Beginning 1st February 2021




Activity	Monday	Tuesday	Wednesday	Thursday	Friday
Morning Check in /Registration	Morning Check in and registration Log into teams and say hello so I know you are ready to learn! (See invite in your Teams calendar)	Morning Check in and registration Log into teams and say hello so I know you are ready to learn! (See invite in your Teams calendar)	Morning Check in and registration LIVE 9:05-9.15am  (See invite in your Teams calendar)	Morning Check in and registration LIVE 9:05-9.15am  (See invite in your Teams calendar)	Morning Check in and registration LIVE 9:05-9.15am  (See invite in your Teams calendar)
Reading	Reading Log in to your Oxford Owl account and read the following book: Our Class Tiger (oxfordowl.co.uk) Independent Learning 9:15 – 9:30	Reading Log in to your Oxford Owl account and read the following book: Tiger's Discovery (oxfordowl.co.uk) Independent Learning 9:15 – 9:30	Reading Log in to your Oxford Owl account and read the following book: Things that Sting (oxfordowl.co.uk) Independent Learning 9:15 – 9:30	Reading Log in to your Oxford Owl account and read the following book: Who Eats Who? (oxfordowl.co.uk) Independent Learning 9:15 – 9:30	Reading Log in to your Oxford Owl account and read the following book: Zoom Out (oxfordowl.co.uk) Independent Learning 9:15 – 9:30
Maths	Maths 9:35 -9:45am Learning Objective: To complete two step problems.	Maths 9:35 -9:45am Learning Objective (See Invite in Teams)	Live Maths Input  9:35 -9:45am	Live Maths Input  9:35 -9:45am	Live Maths Input  9:35 -9:45am

	<p>(See Invite in Teams Calendar)</p> <p>9:45am-10:30am Learning Objective: To complete two step problems.</p> <p>Independent Maths Watch this video: Aut2.11.5 - Two-step problems on Vimeo</p> <p>Complete the fluency questions 1, 2 and 3. For an extra challenge give the problem-solving questions 4 and 5 a go!</p> <p>Resources available and can be downloaded from Teams or the school website</p>	<p>Calendar)</p> <p>9:45am-10:30am Learning Objective: Money Quiz to consolidate learning.</p> <p>Independent Maths: See assignments Resources available and can be downloaded from Teams or the school website</p>	<p>Learning Objective: To Make equal groups (See Invite in Teams Calendar)</p> <p>9:45am-10:30am Learning Objective Independent Maths: To Make equal groups</p> <p>Now complete the fluency questions 1-3 For an extra challenge complete the reasoning and problem-solving questions 4 and 5.</p> <p>Resources available and can be downloaded from Teams or the school website</p>	<p>Learning Objective: To add equal groups. (See Invite in Teams Calendar)</p> <p>9:45am-10:30am Learning Objective Independent Maths: To add equal groups.</p> <p>Now complete the fluency questions 1-4. For an extra challenge try questions 5-6.</p> <p>Resources available and can be downloaded from Teams or the school website</p>	<p>Learning Objective: To make arrays (See Invite in Teams Calendar)</p> <p>9:45am-10:30am Learning Objective Independent Maths: To make arrays</p> <p>Now complete the fluency questions 1-3.</p> <p>Resources available and can be downloaded from Teams or the school website</p>
Break Time	10.30-10:45am Break Time	10.30-10:45am Break Time	10.30-10:45am Break Time	10.30-10:45am Break Time	10.30-10:45am Break Time

Phonics	<p>Phonics 10:45 – 11:00am</p> <p>Learning Objective: Using the suffix 'er' Using resources set by the teacher available on Teams and School Website</p>	<p>Phonics 10:45 – 11:00am</p> <p>Learning Objective: Using the suffix 'er' Using resources set by the teacher available on Teams and School Website</p>	<p>Phonics 10:45 – 11:00am</p> <p>Learning Objective: Using the suffix 'er' Using resources set by the teacher available on Teams and School Website</p>	<p>Phonics 10:45 – 11:00am</p> <p>Learning Objective: Using the suffix 'er' Using resources set by the teacher available on Teams and School Website</p>	<p>Phonics 10:45 – 11:00am</p> <p>Learning Objective: Spelling test Using resources set by the teacher available on Teams and School Website</p>
English	<p>English 11:00 -11.15am</p> <p>Learning Objective: To find and retrieve information from the story the day the crayons quit. https://youtu.be/489micE6eHU Independent English Work: Comprehension task 11.15-11:45am</p>	<p>English 11:00 -11.15am</p> <p>Learning Objective: To draw on knowledge of vocabulary to understand texts. Independent English Work: Watch the video of: The day the crayons quit from yesterday. Create your own crayon from Duncan's box of crayons and draw them. Write around it why they are upset giving reasons for this! Try to draw three crayons and give their reasons for feeling the way they feel.</p>	<p>Live English Input Learning Objective: To use persuasive words and phrases.</p> <p> 11:00 -11.15am</p> <p>Learning Objective Independent English Work: Your job today is to persuade me which colour crayon is the best one! You must give reasons from the book and what you think! Use exclamation marks and questions to help</p>	<p>Live English Input Learning Objective: To use an apostrophe for omission and possession.</p> <p> 11:00 -11.15am</p> <p>Learning Objective Independent English Work: Match correct contraction the words that have been shortened. Challenge: Can you complete the apostrophes for possession activity.</p>	<p>Live English Input Learning Objective: To write a persuasive letter.</p> <p> 11:00 -11.15am</p> <p>Learning Objective Independent English Work: You will write a reply, as Duncan, to one of his crayons. First choose which colour you are writing too! I used peach in my reply read it to get some ideas!</p>

		(see resources for help and the ideas on the Tuesday page) 11.15-11:45am	persuade the class which crayon is the best! Use the resources given to help you. 11.15-11:45am	Remember we add an 's' to a noun to show possession. 11.15-11:45am	Fill in the sheet with some of your own ideas to help you write your letter. 11.15-11:45am
Lunchtime	11:45-1.15pm	11:45-1.15pm	11:45-1.15pm	11:45-1.15pm	11:45-1.15pm
Mental Maths	Mental Maths 1:15pm – 1:30pm (Independent) Numbots/ Times table rockstars	Mental Maths 1:15pm – 1:30pm (Independent) Topmarks The change game Students MoneySense (mymoneysense.com)	Mental Maths 1:15pm – 1:30pm (Independent) Numbots/ Times table rockstars	Mental Maths 1:15pm – 1:30pm (Independent) Topmarks Sharpen your times table knowledge play this game choose 2, 5 and 10s : Hit the Button - Quick fire maths practice for 5-11 year olds (topmarks.co.uk)	Mental Maths 1:15pm – 1:30pm (Independent) Numbots/ Times table rockstars
Foundation Subjects	1.30-2:30pm History Learning Objective: How has improved transport made the world more connected?	1.30-2:30pm PE and Art Learning Objective: Making different shapes with our bodies PhysEdZone: "Numbers" PE Warm-up - YouTube	1.30-2:30pm Pre-Recorded Lesson Science Learning Objective: What lives in a rainforest habitat? What lives in a	1.30-2:30pm PSHE Learning Objective: Children's Mental Health Week (Pupils) (tentenresources.co.uk) Watch the videos and think about the ways you can be creative this	Feel Good Friday Screen Free Wellbeing Activities: https://drive.google.com/file/d/1NLllp4plBtCeDVFpkR21hyGjb79

	<p>How has improved transport made the world more connected? (Part 1) (thenational.academy)</p>	<p>This lesson we will follow along with the video, we will make shapes using our body. Can you think of any other shapes we can make using our body? For example, a star, a ball, a Y, a T. Have a go at making your own shapes with your body.</p> <p>Art:</p> <p>Lesson Objective: To experiment with drawing techniques.</p> <p>Watch this video: An introduction to drawing (thenational.academy)</p> <p>Complete the drawing activities experimenting with a range of techniques!</p> <p>Using resources set by the teacher available on Teams and School Website</p>	<p>rainforest habitat? (thenational.academy)</p> <p>Explore what a rainforest is like and what which animals live there. Complete the task (see resources)</p> <p>Pre-Recorded Lesson RE</p> <p>Learning Objective: To understand and recount the reading of the Gospel.</p> <p>Using resources set by the teacher available on Teams and School Website</p>	<p>week! Remember it's not about being the best or putting on a performance its about being creative and expressing ourselves to make us feel happy, good, relaxed, excited and connected. Think of what you could do and send photos of what you come up with!</p> <p>Beautiful Oops by Barney Saltzberg - YouTube</p> <p>Music</p> <p>Learning Objective: To learn a song.</p> <p>https://cdn.charanga.com/resource_library/general/Primary/Units/Signed%20Unit%20Videos/I%20Wanna%20Play%20In%20A%20Band/I%20Wanna%20Play%20In%20A%20Band.mp4</p> <p>This week we are going to focus on learning our new song 'I wanna play in a band'. Lets learn the chorus this week! Can you sign along to some of the</p>	<p>3kHz/view?usp=sharing</p> <p>Choose activity from the grid.</p>
--	---	---	---	--	--

				song Using resources set by the teacher available on Teams and School Website	
Break Time	2:30-2.45pm Break Time	2:30-2.45pm Break Time	2:30-2.45pm Break Time	2:30-2.45pm Break Time	
Afternoon Check in	2.45-3pm Story Time See video in assignments.	2.45-3pm	2.45-3pm Live Story Time 	2.45-3pm Live Story Time 