




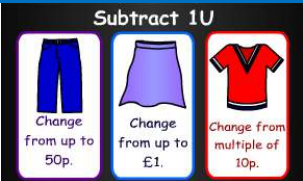




	Activity
Monday	<p>This week we are going to continue to think about taking away – can you remember the other words that mean the same as ‘take away’? That’s right... subtract...minus ...count back.</p> <p>When we take away we always count back. Look carefully at the number line that you made last week:</p>  <p>What is 19 – 12? What is 28 – 10? What is 30 – 11?</p> <p>Task: Use your 0-30 number line to help you work out the answers on this fun train game https://www.topmarks.co.uk/maths-games/mental-maths-train</p> <p>Click on the  cart and this time choose Up to 20 Enjoy Year One!</p>
Tuesday	<p>Look at the hundred square on page 2 of this document. What is 40 – 10? What is 24 – 10? What is 100 – 10? <i>Did you notice that when you take away ten, your answer is the number directly above your starting number?</i> Try again with this question 12 – 10?</p> <p>Task: As yesterday play the train game https://www.topmarks.co.uk/maths-games/mental-maths-train</p> <p>But this time click on the  cart and then choose Ten Less Have fun Year One!</p>
Wednesday	<p>Ask your family to write 5 subtraction questions (up to 100) for you and you write 5 subtraction questions for your family. <i>Remember to make the number that you are taking away bigger than 10.</i> Use the hundred square underneath to help you find the answers – Good Luck Year One! e.g 48 - 16 = Don’t forget to check if your family got the answers correct – you can be the teacher and mark their work- don’t forget to draw a star or a smiley face or a star if they get the answers correct!</p>
Thursday	<p>Complete the calculation by selecting the missing numbers from the grid. How many can you complete in 2 minutes? https://www.topmarks.co.uk/maths-games/subtraction-grids</p> <p>Click on Two Numbers then try Up to 100 (Tens) You might need to look at the hundred square to help. Good Luck Year One!</p>
Friday	<div style="display: flex; justify-content: space-between;"> <div style="width: 30%;">   </div> <div style="width: 40%; text-align: center;"> <p>Use the hundred square to play this fun money game.</p> <p>https://www.topmarks.co.uk/Flash.aspx?f=howmuchleftv2 Enjoy Year One!</p> </div> <div style="width: 25%;">  </div> </div>

1	2	3	4	5	6	7	8	9	10
11	12	13	14	15	16	17	18	19	20
21	22	23	24	25	26	27	28	29	30
31	32	33	34	35	36	37	38	39	40
41	42	43	44	45	46	47	48	49	50
51	52	53	54	55	56	57	58	59	60
61	62	63	64	65	66	67	68	69	70
71	72	73	74	75	76	77	78	79	80
81	82	83	84	85	86	87	88	89	90
91	92	93	94	95	96	97	98	99	100